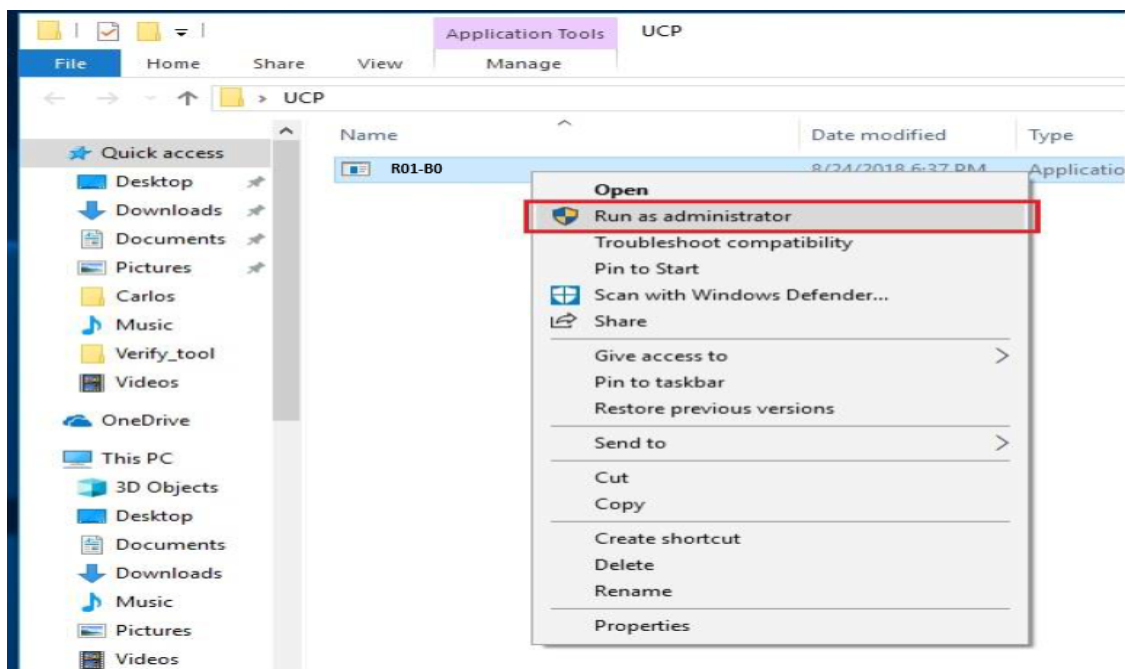


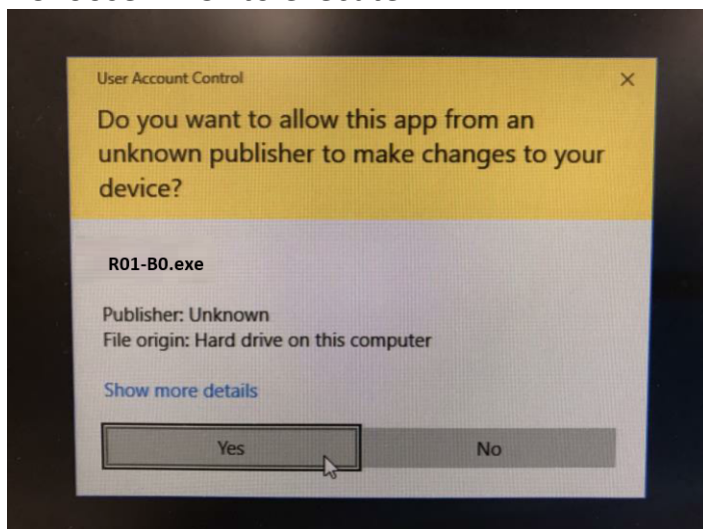
Please ensure your existing system BIOS version is R01.XX, otherwise, please abort the following BIOS update immediately.

## In [Windows Mode]

1. Please visit the official Altos website and download the latest firmware update package ZIP file for your product model.  
(<https://www.altoscomputing.com/en-US/download>)
2. Please decompress the ZIP file first and copy "UCP" folder including sub-folder files into an external USB flash drive storage device.
3. Go to UCP working path and execute the "R01.B0" executable file as **Administrator Role** in Windows OS.

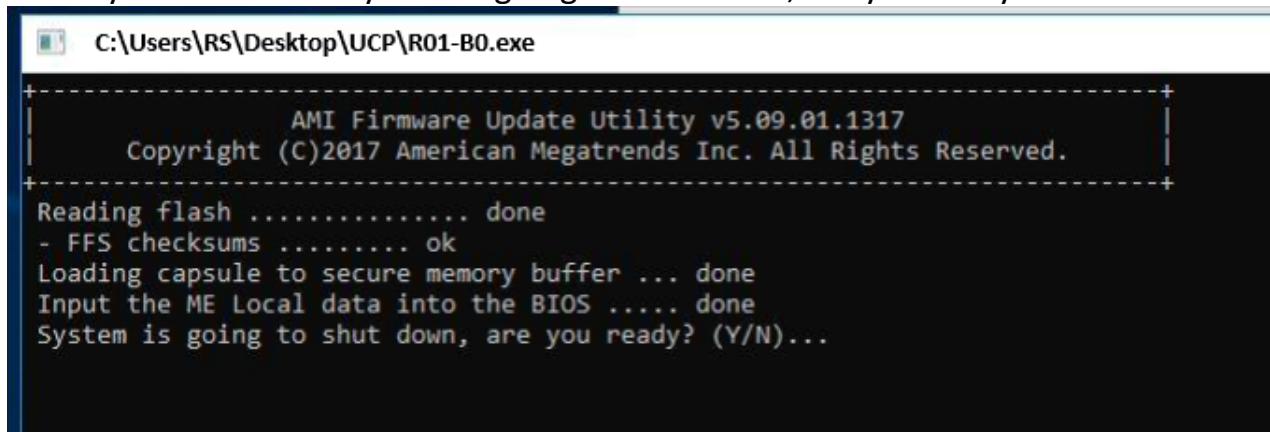


2.1 Choose "YES" to execute.



## Altos BIOS Update SOP for Microsoft Windows 10, 11

### 2.2 The system will ask : System is going to shut down, are you ready?



### 2.3 Press<Y>, system will be going to shut down.



### 2.4 System will auto reboot and start flashing the BIOS.

